
	INDIAN SCHOOL AL WADI AL KABIR		
Class: XII	Department: SCIENCE 2022 – 23 SUBJECT: BIOLOGY		Date of submission: 23.10.2022
Worksheet No: 8 WITH ANSWERS	UNIT: BIOTECHNOLOGY		Note: A4 FILE FORMAT
NAME OF THE STUDENT		CLASS & SEC:	ROLL NO.

MULTIPLE CHOICE QUESTIONS

1. C-peptide of human insulin is:
 - (a) A part of mature insulin molecule
 - (b) Responsible for formation of disulfide bridges
 - (c) Removed during maturation of pro-insulin to insulin
 - (d) Responsible for its biological activity.
2. GEAC stands for:
 - (a) Genome Engineering Action Committee
 - (b) Ground Environment Action Committee
 - (c) Genetic Engineering Approval Committee
 - (d) Genetic and Environment Approval committee
3. α -1 antitrypsin is:
 - (a) An antacid
 - (b) An enzyme
 - (c) Used to treat arthritis
 - (d) Used to treat emphysema
4. Choose the correct option regarding Retrovirus:
 - (a) An RNA virus that can synthesize DNA during infection
 - (b) A DNA virus that can synthesize RNA during infection
 - (c) A ssDNA virus
 - (d) A dsRNA virus
5. The site of production of ADA in the body is:
 - (a) Bone marrow
 - (b) Lymphocytes
 - (c) Blood plasma
 - (d) Monocytes

6. The trigger for activation of toxin of *Bacillus thuringiensis* is:
 - (a) Acidic pH of stomach
 - (b) High temperature
 - (c) Alkaline pH of gut
 - (d) Mechanical action in the insect gut
7. In RNAi, genes are silenced using:
 - (a) ss DNA
 - (b) ds DNA
 - (c) ds RNA
 - (d) ss RNA
8. Bt cotton is not:
 - (a) A GM plant
 - (b) Insect resistant
 - (c) A bacterial gene expressing system
 - (d) Resistant to all pesticides
9. An enzyme catalyzing the removal of nucleotides from the ends of DNA is:
 - (a) Endonuclease
 - (b) Exonuclease
 - (c) DNA ligase
 - (d) Hind – II
10. Which of the given statement is correct in the context of observing DNA separated by agarose gel electrophoresis?
 - (a) DNA can be seen in visible light
 - (b) DNA can be seen without staining in visible light
 - (c) Ethidium bromide stained DNA can be seen in visible light
 - (d) Ethidium bromide stained DNA can be seen under exposure to UV light
11. The most important feature in a plasmid to be used as a vector is:
 - (a) Origin of replication (ori)
 - (b) Presence of a selectable marker
 - (c) Presence of sites for restriction endonuclease
 - (d) Its size
12. Bacteria protect themselves from viruses by fragmenting viral DNA with
 - (a) Ligase
 - (b) Endonuclease
 - (c) Exonuclease
 - (d) Gyrase
13. Southern blotting is
 - (a) Attachment of probes to DNA fragments
 - (b) Transfer of DNA fragments from electrophoretic gel to nitrocellulose sheet
 - (c) Comparison of DNA fragments
 - (d) Transfer of DNA fragments to electrophoretic gel from cellulose membrane

14. Plasmids are used as cloning vectors for which of the following reasons?

- (a) Can be multiplied in culture
- (b) Self-replication in bacterial cells
- (c) Can be multiplied in laboratories with the help of enzymes
- (d) Replicate freely outside bacterial cells

15. RNA interference helps in

- (a) Cell proliferation
- (b) Micropropagation
- (c) Cell defense
- (d) Cell differentiation

TWO MARKS QUESTIONS

1. Why is a thermostable DNA polymerase needed in amplification in genetic engineering?
2. Name the method in which foreign DNA is directly introduced into host cell.
3. In bacterial culture some of the colonies produce blue colour in the presence of a chromogenic substrate and some did not due to the presence or absence of an insert (rDNA) in the coding sequence of the beta- galactosidase.
 - a) Mention the mechanism
 - b) How is it better than the technique of plating on two plates having different antibiotics?
4. Why are engineered vectors preferred by biotechnologists for transferring the desired genes into another organism?
5. Dr. Arun developed a vitamin A rich potato through his research on genetics.
 - a) What do you call such potato plants?
 - b) Who can approve the validity and safety of introducing potato for public uses?

THREE MARKS QUESTIONS

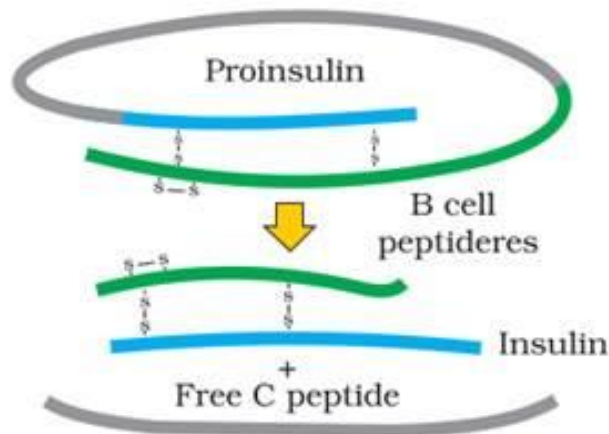
1. Draw the diagram of pBR322 vector showing restriction sites
2. Give diagrammatic representation of rDNA technology
3. How is the gene z (for B-galactosidase) used as marker?
4. State the principle underlying gel electrophoresis and mention two applications of this technique in Biotechnology.
5. Explain the work carried out by Cohen and Boyer that contributed immensely to biotechnology.

FIVE MARKS QUESTIONS

1. Any recombinant DNA with a desired gene is required in billion copies for commercial use. How is the amplification done? Explain.
2. Giving suitable examples describe the roles of recombinant technology in agriculture
3. Give a brief description about the large-scale production of recombinant protein. What is the role of bioreactor in the production? Draw neat labelled diagrams of any two types of bioreactors.

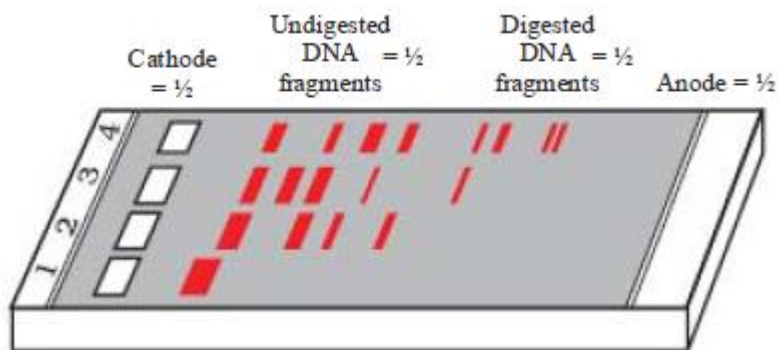
PREVIOUS BOARD QUESTIONS

1. (a) Why are restriction endonucleases so called?
(b) What is palindromic nucleotide sequence? How do restriction endonucleases act on palindromic sites, to create sticky ends?
2. (a) Name the technique used for the separation of DNA fragments.
(b) Write the type of matrix used in this technique.
(c) How is the separated DNA visualized and extracted for use in rDNA technology.
3. Some cotton plants grown by farmers are known as 'Bt cotton'.
 - a) What does Bt stand for?
 - b) What is the advantage of this cotton plant?
 - c) How did scientists achieve this?
4. A method to prevent infestation of a nematode *Meloidegryne incognitia* on roots of tobacco is silencing the specific mRNA. What is the scientific name of the technique? How is this performed by dsRNA?
5. Describe briefly the production of humulin.
6. Identify the following image. Give its importance in rDNA technology.



What you mean by humulin? Give its uses.

7. Give the different roles played by transgenic animals. What is the importance of GEAC in the production of transgenic organisms?
8. Observe the given figure and answer the questions



- Identify the process and give its principle
- Why DNA is moving to anode?
- Identify the smallest and largest DNA fragments.

HINTS AND ANSWER KEY

No.	MULTIPLE CHOICE QUESTIONS	Marks
1	C	1
2	C	1
3	D	1
4	A	1
5	B	1
6	C	1
7	C	1
8	D	1
9	B	1
10	D	1
11	A	1
12	B	1
13	B	1
14	B	1
15	C	1
	TWO MARKS QUESTIONS	
1	(Hints: Mention the high temperature used in PCR and the name of the enzyme)	2
2	(Hints: Mention the process involved in Microinjection)	2
3	(Hints: (a) – Insertional inactivation; (b) The second method is a cumbersome process as it requires simultaneous plating on two plates having two different antibiotics)	2
4	(Hints: They help easy linking of foreign DNA and selection of recombinants from non-recombinants)	2
5	(Hints: (a) Transgenic plant (b) GEAC)	2
	THREE MARKS QUESTIONS	
1	(Hints: Fig. 11.4, page no. 199)	3

2	(Hints: Fig. 11.2, page no. 197)	3
3	(Hints: Explain the steps involved in Insertional inactivation)	3
4	(Hints: Separation of Biomacromolecules based on their size, mention the applications)	3
5	(Hints: Explanation of the experiment with Salmonella (1972))	3
FIVE MARKS QUESTIONS		
1	(Hints: PCR – Explanation, steps, importance, figure)	5
2	(Hints: Mention the importance and steps in the production of Bt plants and pest resistant tobacco plants)	5
3	(Hints: Largescale production by bioreactors, importance of bioreactors, types of bioreactors)	5
PREVIOUS BOARD QUESTIONS		
1	(Hints: (a) restricts the growth of bacteriophage and mention the endonuclease activity (b) Action of RE - Eco RI)	
2	(Hints: (a) Electrophoresis, (b) Agarose gel (c) staining by ethidium bromide and exposure under UV rays)	
3	(Hints: (a) <i>Bacillus thuringiensis</i> (b) insect resistant (c) steps in the production of Bt plants)	
4	(Hints: RNA interference, steps in RNAi)	
5	(Hints: Explanation of Insertion of 'A' and 'B' genes into separate <i>E. coli</i> , Isolation of 'A' and 'B' polypeptides, joining with Disulfide Bridge)	
6	(Hints: Maturation of Insulin, importance, insulin produced by transgenic <i>E. coli</i> , uses of Humulin)	
7	(Hints: Examples and the functions of different transgenic animals, Roles of GEAC)	
8	(Hints: (a) Electrophoresis and its principle, (b) DNA is negatively charged, (c) smallest – the one which is close to anode)	

Prepared by; Ms. Rejitha Sajith	Checked by: HOD - SCIENCE
------------------------------------	------------------------------